





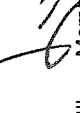







medi











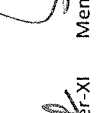


Appendix-1J (i)

S.N	NAME OF THE EQUIPMENT	IS IT AVAILABLE IN PET (AS PER 100 BAGED). IF YES THEN MENTIONED SL.NO. OF PET	QRs AVAILABLE OR NOT
1.	ALCOHOL BREATH ANALYZER	Yes (1482)	Yes
2.	DEEP FREEZER WITH FACILITIES TO STORE/ KEEP 2 DEAD BODIES	Yes (1373)	Yes
3.	BMI MACHINE	No	Yes
4.	FIBRE OPTIC ENDOSCOPE	No	Yes
5.	HUMAN MORTURIES	Yes (1364)	Yes
6.	DIALYSIS UNIT MACHINE	Yes (17)	Yes
7.	SPIROMETER/ PULMONARY FUNCTION TEST MACHINE	Yes (15)	Yes
8.	STRESS DETECTING MACHINE	No	Yes
9.	BODY COMPOSITION MONITOR	No	Yes
10.	DIGITAL STETHOSCOPE WITH INTEGRATED ECG	No	Yes
11.	BIOFEED BACK MACHINE	No	Yes

 Member-I
 Member-II
 Member-III
 Member-IV
 Member-V
 Member-VI
 Member-VII
 Member-VIII
 Member-IX
 Member-X
 Member-XI
 Member-XII
 P.O.













COMPARATIVE STATEMENT OF MEDICINE DEPTT.

SI. No.	NAME OF THE EQUIPMENT	OLD QRS	PROPOSED/NEW QRS	JUSTIFICATION
1.	ALCOHOL BREATH ANALYZER	No.1/06/ADG(Med) / Vetting-Tech Specs/VRPF/645 Dated 21/Jan/2011	<p>1. Power source: Both 230 V AC and DC with 1200 MAH rechargeable battery</p> <p>2. Measurement method: By wet gas simulator</p> <p>3. Measuring Range: 0-400 mg/100 ml of BAC (Blood alcohol concentration)</p> <p>4. Minimum detection limit: 1 mg/100 ml of BAC, Accuracy: +/-5% at 80 mg/100 ml</p> <p>5. Operating temperature: -5 to + 50 degree C with relative humidity reaching upto 95% at 40 degree Centigrade</p> <p>6. Mouth piece: One way round or square with ability to filter contaminants</p> <p>7. Validity of Calibration: Valid Calibration certificate to be provided by the manufacturer</p> <p>8. Indicator: Audio & Visual (LCD display) for test status, fault conditions, change in instrument status</p> <p>9. Self-diagnostic test: Automated on switching on</p> <p>10. Power on time: Less than 2 mins</p> <p>11. Facility of recall : Available</p> <p>12. Tests number available after full battery charge: 500 minimum</p> <p>Test result time : <30 seconds</p> <p>STANDARD, SAFETY AND TRAINING</p> <p>1. Should provide live demonstration of equipment to the end users.</p> <p>2. Should provide maintenance support for minimum 10 years and warranty for minimum 5 years</p> <p>3. Should provide test results compatible to NABL/ILAC laboratories.</p> <p>4. Comprehensive training for technical staff and proper support services till familiarity with system.</p> <p>5. Should be IS certified or compatible with European standards where Indian standards are not available.</p> <p>6. Comprehensive warranty for Daily, Weekly, Monthly maintenance</p>	RECENT ADVANCEMENT AND NEW TECHNOLOGY

 Member-I
 Member-II
 Member-III
 Member-IV
 Member-V
 Member-VI
 Member-VII
 Member-VIII
 Member-IX
 Member-X
 Member-XI
 Member-XII
 P.O.













Appendix-1J (iii)

SI. No.	NAME OF THE EQUIPMENT	OLD QRS	PROPOSED/NEW QRS	JUSTIFICATION																																		
2.	DEEP FREEZER WITH FACILITIES TO STORE/ KEEP 2 DEAD BODIES	No.1/06/ADG(Med)/Vet ting-Tech Specs/ VRPF/645 Dated 21/Jan/2011	<p>DOCUMENTATION :</p> <ol style="list-style-type: none"> User/ Technical/ Maintenance manuals to be supplied in English. Including do s and don's in English/Hindi and test results from NABL/ILAC accredited laboratory. Validity of Calibration: Valid Calibration certificate to be provided by the manufacturer Log book with instructions for Daily, Weekly, Monthly maintenance. The job description of the hospital Technician, service engineer should clearly spelt out. <table border="1" data-bbox="587 741 1332 1339"> <tr><td>Dimensions</td><td>Approx. 7 x 3 ft +/- 0.5 ft</td></tr> <tr><td>No. of cabinets</td><td>2</td></tr> <tr><td>Input Volt</td><td>220 volts/ 50 Hz</td></tr> <tr><td>Locking system</td><td>External key locks</td></tr> <tr><td>Refrigeration system</td><td>Air cooled hermetically sealed</td></tr> <tr><td>Separate control</td><td>Temperature / Alarm / power control</td></tr> <tr><td>Front opening door</td><td>Stainless steel with external locks</td></tr> <tr><td>Temperature Range</td><td>2°C to 8°C / -10°C to -20°C</td></tr> <tr><td>Compressor</td><td>ISI marked & CFC free</td></tr> <tr><td>Defrosting system</td><td>Noiseless</td></tr> <tr><td>Internal lightening</td><td>Automatic</td></tr> <tr><td>Alarms</td><td>Waterproof fluorescent light</td></tr> <tr><td>Evaporator</td><td>Low and high alarm</td></tr> <tr><td>Internal drainage</td><td>Internal evaporator system</td></tr> <tr><td>Wall type</td><td>Yes</td></tr> <tr><td>Construction</td><td>Double wall</td></tr> <tr><td></td><td>Corrosion resistant stainless steel</td></tr> </table>	Dimensions	Approx. 7 x 3 ft +/- 0.5 ft	No. of cabinets	2	Input Volt	220 volts/ 50 Hz	Locking system	External key locks	Refrigeration system	Air cooled hermetically sealed	Separate control	Temperature / Alarm / power control	Front opening door	Stainless steel with external locks	Temperature Range	2°C to 8°C / -10°C to -20°C	Compressor	ISI marked & CFC free	Defrosting system	Noiseless	Internal lightening	Automatic	Alarms	Waterproof fluorescent light	Evaporator	Low and high alarm	Internal drainage	Internal evaporator system	Wall type	Yes	Construction	Double wall		Corrosion resistant stainless steel	RECENT ADVANCEMENT AND NEW TECHNOLOGY
Dimensions	Approx. 7 x 3 ft +/- 0.5 ft																																					
No. of cabinets	2																																					
Input Volt	220 volts/ 50 Hz																																					
Locking system	External key locks																																					
Refrigeration system	Air cooled hermetically sealed																																					
Separate control	Temperature / Alarm / power control																																					
Front opening door	Stainless steel with external locks																																					
Temperature Range	2°C to 8°C / -10°C to -20°C																																					
Compressor	ISI marked & CFC free																																					
Defrosting system	Noiseless																																					
Internal lightening	Automatic																																					
Alarms	Waterproof fluorescent light																																					
Evaporator	Low and high alarm																																					
Internal drainage	Internal evaporator system																																					
Wall type	Yes																																					
Construction	Double wall																																					
	Corrosion resistant stainless steel																																					

 Member-I
 Member-II
 Member-III
 Member-IV
 Member-V
 Member-VI
 Member-VII
 Member-VIII
 Member-IX
 Member-X
 Member-XI
 Member-XII
 P.O.

Appendix-1J (iv)

SI. No.	NAME OF THE EQUIPMENT	OLD QRS	PROPOSED/NEW QRS	JUSTIFICATION
3.	BMI MACHINE	No.1/06/ADG(Med)/Vet ting-Tech Specs/VRPF/645 Dated 21/Jan/2011	<p>STANDARD, SAFETY AND TRAINING</p> <ol style="list-style-type: none"> 1. Chemically stable, Should be CFC free and environmentally safe refrigerant. 2. Should provide maintenance support for minimum 10 years and warranty for minimum 5 years 3. Should be ISO certified or compatible with European standards where Indian standards are not available. 4. Comprehensive training for technical staff and proper support services till familiarity with system. 5. Should provide live demonstration of equipment to the end users <p>DOCUMENTATION :</p> <ol style="list-style-type: none"> 1. User/ Technical/ Maintenance manuals to be supplied in English/Hindi. 2. Log book with instructions for Daily, Weekly, Monthly maintenance. 3. The job description of the hospital Technician, service engineer should clearly spelt out. 	RECENT ADVANCEMEN T AND NEW TECHNOLOGY

 Member-I
 Member-II
 Member-III
 Member-IV
 Member-V
 Member-VI
 Member-VII
 Member-VIII
 Member-IX
 Member-X
 Member-XI
 Member-XII
 P.O.

Appendix-1J (xxxv)

C. DOCUMENTATION :	OEM should submit an undertaking and documents in this regard.	As per specifications
<ol style="list-style-type: none"> 1. User/Technical/Maintenance manuals to be supplied in English 2. Certificate of calibration and inspection. 3. List of Equipment available for providing calibration and routine Preventive Maintenance 4. Support. as per manufacturer service/ maintenance manual. 5. List of important spare parts and accessories with their part number and costing. 6. Log book with instructions for daily, weekly, monthly and quarterly maintenance checklist 7. The job description of technician clearly spelt out. 		



(Dr. J Chhatopadhyay)
BSF
Member-I



(Dr. Rohit Shyam Bobil)
CMO(SG) (ENT)
RH, ITBP, Gr. Noida
Member-II



(Dr. Saquib Khan) CMO
(OG)
(Radiology) CRPF,
Member-III



(Dr. R Kuppam Samy)
CMO(SG)
(Paediatrics) CRPF
Member-IV



(Dr. Chandrima Kar)
Comdt /Spl. Gr.I &
(Obs Gyn), CRPF
Member-V



(Dr. Anurag Jain)
Contractual, Spl
(Orthopaedics),
CRPF Member-VI



(Dr. Rakesh Tiwari)
CMO (SG)
(Anaesthesia),
ITBP Member-VII



(Dr. Shaifali Gupta)
Comdt /Spl. Gr.I
(Ophthalmology), ITBP,
Member-VIII



(Dr. Rajkamal Nimesh)
Comdt /Spl. Gr-I
(Surgery), ITBP,
Member-IX




(Dr. Gaitri Devi)
CDS (SG), (Dental),
SSB
Member-X



(Dr. Neeraj Kumar)
CMO, (Medicine),
ITBP
Member-XI
















(Dr. Sourmyesh Ghosh)
Comdt./Spl. Gr.I
(Pathology), ITBP
Member-XII



(Dr. A C Bhadwajan)
IG (Med.), RH, ITBP /Gr. Noida
Presiding Officer














Appendix-1J (v)

SI. No.	NAME OF THE EQUIPMENT	OLD QRs	PROPOSED/NEW QRs	JUSTIFICATION
4.	FIBRE OPTIC ENDOSCOPE	No. P-24011/EC-VH/1/TD-QRs/Mod-11/2015/MHA/Prov-I Dated 20/10/2016	<p>STANDARD, SAFETY AND TRAINING</p> <ul style="list-style-type: none"> Should provide live demonstration of equipment to the end users. Should provide maintenance support for minimum 10 years and warranty for minimum 5 years Comprehensive training for technical staff. Should be IS certified or compatible with European standards where Indian standards are not available. <p>DOCUMENTATION :</p> <ul style="list-style-type: none"> User/ Technical/ Maintenance manuals to be supplied in English/Hindi. Log book with instructions for Daily, Weekly, Monthly maintenance. The job description of the hospital Technician. Should have comfortable pistol grip. Objects close to the lens should appear clearly. Convenient on/off switch Should have suitable light source Continuous battery running life – minimum 2 hours. Simple one hand operation. Suitable commercial rechargeable battery. Battery should work at -10 to +50 degree C Should have suitable video jack output with video cameras. Should be able to be recorded and screened on to camcorders optionally Weight : Upto 7 Kgs +/- 10% 	RECENT ADVANCEMENT AND NEW TECHNOLOGY

 Member-I
 Member-II
 Member-III
 Member-IV
 Member-V
 Member-VI
 Member-VII
 Member-VIII
 Member-IX
 Member-X
 Member-XI
 Member-XII
 P.O.














Appendix-1J (vi)

SI. No.	NAME OF THE EQUIPMENT	OLD QRS	PROPOSED/NEW QRS	JUSTIFICATION
			<p>Insertion probe specifications :</p> <ul style="list-style-type: none"> Built in light source should enable illumination of minute details. Real 3.5 inch or bigger screen. Minimal image loss Video probe length minimum 3 metres Water, oil, scratch resistant tempered glass to protect the camera as well as maintain high resolution. Cable to maintain fixed adjustment until moved Should provide access diameter between 2 mm to 10 mm Viewing angle -45 degree and more Insertion probe lens should be water and oil proof <p>Camera Specifications :</p> <ul style="list-style-type: none"> Image resolution – minimum 640 x 480 mm Focus of the camera should be 8 times or more <p>STANDARD, SAFETY AND TRAINING</p> <ul style="list-style-type: none"> Training of users in basic handling and basic maintenances 5 year warranty & 5 year comprehensive maintenance should be provided and availability of spares for the next 10 years All spare parts should be BIS approved <p>DOCUMENTATION :</p> <ul style="list-style-type: none"> User/ Technical/ Maintenance manuals to be supplied in English/Hindi. Log book with instructions for Daily, Weekly, Monthly maintenance. The job description of the hospital Technician. Advanced maintenance tasks required shall be documented User, technical and maintenance manuals to be supplied in English language 	

 Member-I
 Member-II
 Member-III
 Member-IV
 Member-V
 Member-VI
 Member-VII
 Member-VIII
 Member-IX
 Member-X
 Member-XI
 Member-XII
 P.O.














Appendix-1J (vii)

SI. No.	NAME OF THE EQUIPMENT	OLD QRS	PROPOSED/NEW QRS	JUSTIFICATION
5.	HUMAN MORTUARIES	No. P-24011/EC-VH/1/TD-QRS/Mod-11/2015/MHA/Prov-I Dated 20/10/2016	<p>To be divided into columns</p> <ul style="list-style-type: none"> • Should provide sufficient air condition to maintain temperature between 2-6 degrees • Each column to have minimum internal dimensions - Width 3165 mm, Depth: 2400 mm and Height (mm) : 1786 mm • To be rat proof • All the columns should have stainless steel finish • Walls of columns/ cabinet should be prefabricated with pre painted galvanized steel sheet and polyurethane foam (PUF sandwiched panels at least 60 mm thick. • Opening and locking mechanism: front opening hinged insulated doors lined with magnetic gasket handle and lock arrangement with keys in duplicate for individual dead bodies. • Embedded drainage system for cleaning of cabinet. • Standard accessories: <ul style="list-style-type: none"> a) Lamp – Vapor proof incandescent lamp – 40 W b) Temperature indicator plus controller: Electronic with digital display c) Audio visual alarm to indicate variation in temperature • Refrigerating system: <ul style="list-style-type: none"> a) Refrigeration to be CFC free b) Voltage stabilizer of sufficient load rating c) Temperature to be maintained between 2-6 degrees C d) Power supply – 230 V/50 Hz <p>STANDARD, SAFETY AND TRAINING</p> <ul style="list-style-type: none"> • Should provide live demonstration of equipment to the end users. • Should provide maintenance support for minimum 10 years and warranty for minimum 5 years • Comprehensive training for technical staff. • Should be CE or USFDA approved. • CFC free refrigerant. <p>DOCUMENTATION :</p> <ul style="list-style-type: none"> • User/ Technical/ Maintenance manuals to be supplied in English/Hindi. • Log book with instructions for Daily, Weekly, Monthly maintenance. • The job description of the hospital Technician. 	RECENT ADVANCEMENT AND NEW TECHNOLOGY

Member-I  Member-II  Member-III  Member-IV  Member-V  Member-VI  Member-VII  Member-VIII  Member-IX  Member-X  Member-XI  Member-XII  P.O. 













Appendix-1J (viii)

SI. No.	NAME OF THE EQUIPMENT	OLD QRS	PROPOSED/NEW QRS	JUSTIFICATION
6.	DIALYSIS UNIT MACHINE	No. P-24011/EC-VH/1/TD-QRS/Mod-11/2015/MHA/Prov-I Dated 20/10/2016	<ol style="list-style-type: none"> 1. The structure of the machine should be of modular design. 2. It should have Control & Monitoring Screen with minimum 10" colored TFT/LCD Display (Screen). 3. Display should have screen with high clarity & easily readable 4. It should have Acetate & Bicarbonate dialysis facility. 5. It should have Sequential Ultra filtration facility. 6. It should have Arterial Venous & Transmembrane pressure monitoring facility. 7. Blood pump flow rate should be from 30 ml/min to 600 ml/min. 8. It should have Volumetric Ultrafiltration System. 9. In-line Bicarbonate mixing and solution preparation facility during dialysis 10. It should have Air bubble detector with Optical Sensor (to check the presence of blood in extracorporeal blood circuit) at Venous clamp. 11. It should have Blood leak Sensor which can differentiate between impurities and real blood. 12. Should accept different concentrate formulation, different Dialyzers and blood tubing sets. 13. It should have Dialysate flow rate range from 300ml/min. to 700ml/min. 14. It should have self-test facility during treatment. 15. Ultra filtration rate should be from 0 to 4.00L/Hr. 16. In house potable water supply is available & minimum 10micro/m size water filter assembly with cartridge shall be supplied with necessary attachments to make a functional unit. 17. Auto priming and rinsing of dialyzer and blood lines 18. It should have Hot Rinsing and Hot Chemical Disinfection facility (Temp. upto 80 deg. Celsius) with recirculation system. Also it should have various chemo Thermal cleansing and disinfection programs. Disinfection shall be possible with any disinfectant universally used in such cases i.e. the system shall be open system 19. Facility for disinfection History/Log. 20. It should have Ultrafiltration and Sodium Profiling facility. 21. Should work on AC mains without batteries. 	RECENT ADVANCEMENT AND NEW TECHNOLOGY

 Member-I
 Member-II
 Member-III
 Member-IV
 Member-V
 Member-VI
 Member-VII
 Member-VIII
 Member-IX
 Member-X
 Member-XI
 Member-XII
 P.O.

Appendix-1J (ix)

SI. No.	NAME OF THE EQUIPMENT	OLD QRS	PROPOSED/NEW QRS	JUSTIFICATION
			<p>22. It should have Control & Monitoring Screen with minimum 10" colored TFT/LCD Display (Screen).</p> <p>23. Display should have screen with high clarity & easily readable.</p> <p>24. It should have Acetate & Bicarbonate dialysis facility.</p> <p>25. It should have Sequential Ultra filtration facility.</p> <p>26. It should have Arterial Venous & Transmembrane pressure monitoring facility.</p> <p>27. The structure of the machine should be of modular design.</p> <p>28. Blood pump flow rate should be from 30 ml/min to 600 ml/min.</p> <p>29. It should have Volumetric Ultrafiltration System.</p> <p>30. In-line Bicarbonate mixing and solution preparation facility during dialysis.</p> <p>31. It should have Heparin Infusion Pump with rate 1 to 10ml/min and Bolus Infusion upto 5ml/min.</p> <p>32. Automatic "self-test" prior to each HD treatment to confirm proper performance of operative and protective functions of the machine.</p> <p>33. It should have Blood leak Sensor which can differentiate between impurities and real blood.</p> <p>34. Should accept different concentrate formulation, different Dialyzers and blood tubing sets.</p> <p>35. It should have Dialysate flow rate range from 300ml/min. to 700ml/min.</p> <p>36. It should have self-test facility during treatment.</p> <p>37. Ultra filtration rate should be from 0 to 4.00L/Hr.</p> <p>38. In house potable water supply is available & minimum 10micro/m size water filter assembly with cartridge shall be supplied with necessary attachments to make a functional unit.</p> <p>39. Auto priming and rinsing of dialyzer and blood lines.</p> <p>40. It should have Hot Rinsing and Hot Chemical Disinfection facility (Temp. upto 80 deg. Celsius) with recirculation system. Also it should have various chemo Thermal cleansing and disinfection programs. Disinfection shall be possible with any disinfectant universally used in such cases i.e. the system shall be open system</p> <p>41. It should have Ultrafiltration and Sodium Profiling facility.</p> <p>42. It should have in-built Battery backup of 15 to 20 minutes for complete Extra</p>	

Member-I  Member-II  Member-III  Member-IV  Member-V  Member-VI  Member-VII  Member-VIII  Member-IX  Member-X  Member-XI  Member-XII  P.O.